

Museum Collection

Job Name:

Fixture Type:

LED HO Wallwash/Flood

M78



Specify:

M78 - - - - -

FIXTURE MODEL LUMENS ADAPTER VOLTAGE CRI CCT FINISH

Example:

M78 L13K 9HC A 95 30 P

This Litelab high output fixture features four dedicated CREE arrays. Select the color temperature from below and complete the model number as shown. Adapter, voltage and finish options are shown on page two.

LUMEN OPTIONS		CRI OPTIONS		COLOR TEMP (CCT)	
L13K	12800 lumens	95	95 CRI	30	3000°K
				35	3500°K

Features & Benefits

Fixture Description

Ideal for spaces with ceilings of 25 ft. height or more. Housing is aluminum with perforated back cover for ventilation and aluminum driver housing. Equipped with a fixed position kick reflector at bottom of fixture.

Flush Fit Adapter

Adapter plugs into Busway with separate electrical and mechanical connections. An optional switch is available.

Accessories**

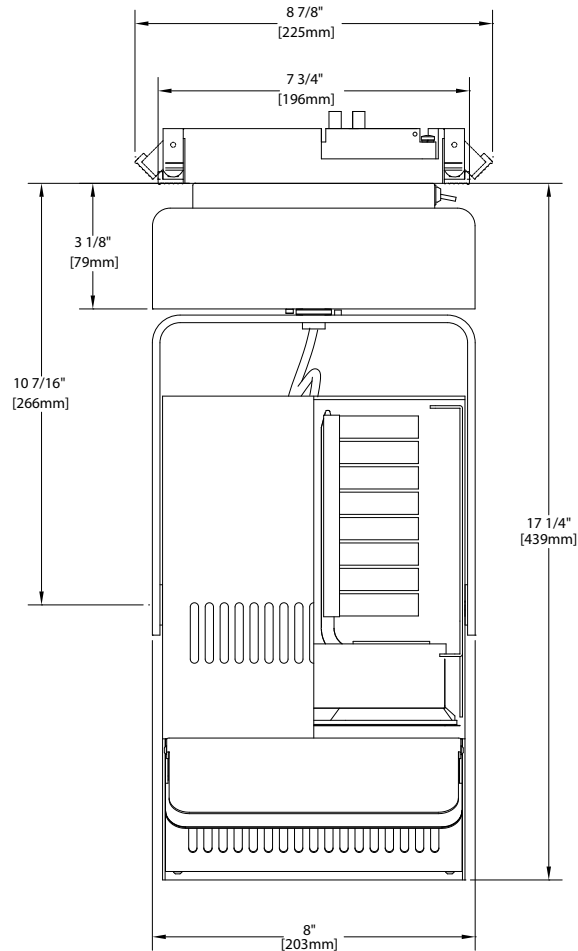
Optional light blocking baffle controls light spill at top of fixture.

Finishes

Available in black, white, or custom finish.

Dimming

Litelab Museum line LED fixtures are provided with LED drivers suitable for ELV trailing edge dimmers. Dimming performance may vary depending on dimmer model or system.

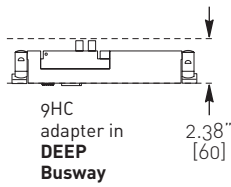


251 Elm Street Buffalo, NY 14203 USA
800-238-4120 • www.litelab.com © 01/21/16

**See fittings and accessories page for mounting options and accessories.

ADAPTERS

BUSRUN

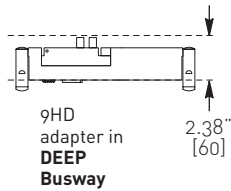


adapter code	on-off switch optional	voltage
--------------	------------------------	---------

9HC	-SY	-A
fused Lock n Hide fitter for use with Deep 120V BusRun busway		

9HC	-SY	-D
fused Lock n Hide fitter for use with Deep 240V BusRun busway		

9HC	*	-C
fused Lock n Hide fitter for use with Deep 277V BusRun busway (Consult factory)		



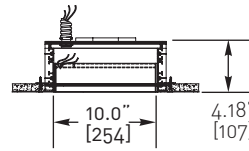
9HD	-SY	-A
fused plug-in fitter for use with Deep 120V BusRun busway		

9HD	-SY	-D
fused plug-in fitter for use with Deep 240V BusRun busway		

9HD	*	-C
fused plug-in fitter for use with Deep 277V BusRun busway (Consult factory)		

* switch available for 120V and 230V only

BUSPOINT



BP1-08-1A-10	120V
BP1-08-3D-10	240V
BP1-08-3C-10	277V

ACCESSORIES

Light Blocking Baffle

LLB-78 (Black)

Controls light spill at top of fixture.

FINISHES

Consult with Litelab for custom finishes

MB Black
P White
CP Custom Paint

INPUT REQUIREMENTS

L13K 12800 lumens

120VAC/50-60Hz: 184w/1.52A

230VAC/50-60Hz: 212w/0.92A

277VAC/50-60Hz: consult