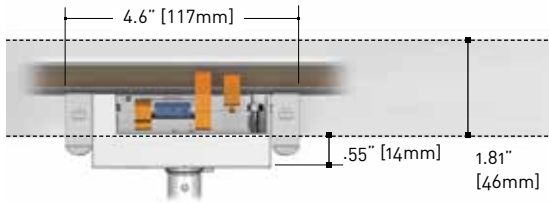


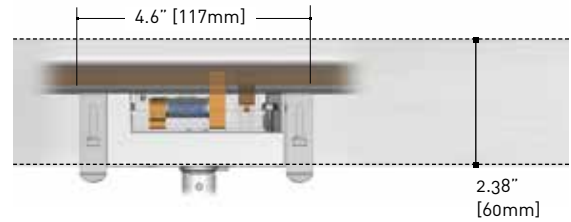
# busrunbusway fitter guide

**9A** for use with line voltage, side-car transformer or ballast

**9AS** – Shallow BusRun®

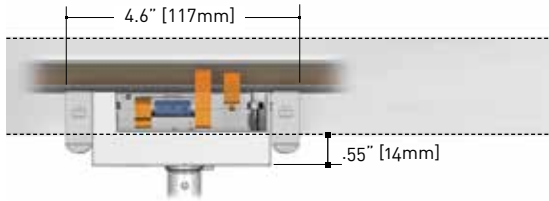


**9AD** – Deep BusRun®

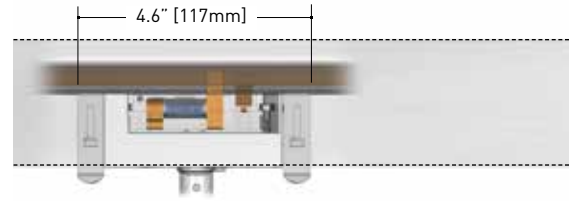


**9B** for use with low voltage (remote transformer)

**9BS** – Shallow BusRun®

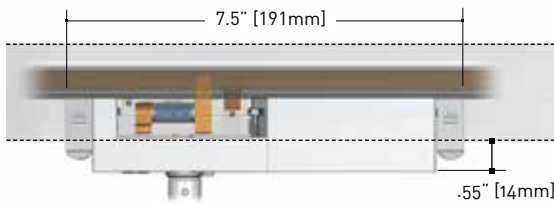


**9BD** – Deep BusRun®

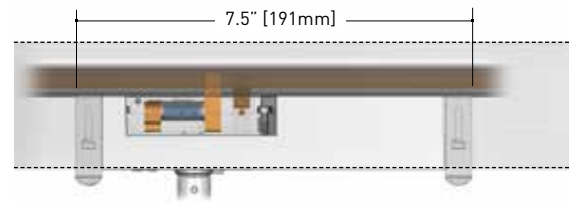


**9i** integral 12V transformer (75W maximum)

**9iS** – Shallow BusRun®

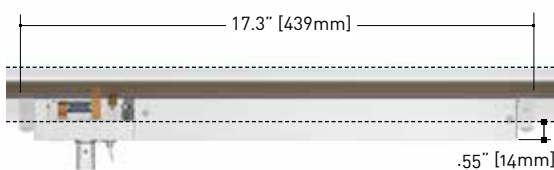


**9iD** – Deep BusRun®

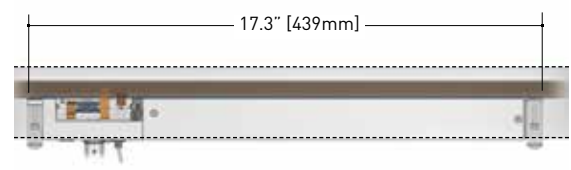


**9M** integral metal halide ballast fits within BusRun (20W or 39W maximum)

**9MS** – Shallow BusRun®




**9MD** – Deep BusRun®



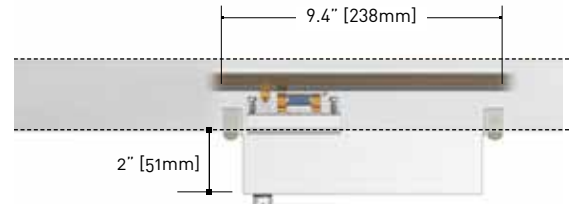
**9LD** integral LED Driver fits within BusRun

**9LD** – Deep BusRun®



**9HD** integral transformer or ballast mounts below BusRun for higher wattage lamps

**9HD** – Deep BusRun® (available for shallow BusRun 9HS)




# track fitter guide

**BT**

for use with 1- circuit basic track.

basic track

**BT** – Basic Track - 1-Circuit

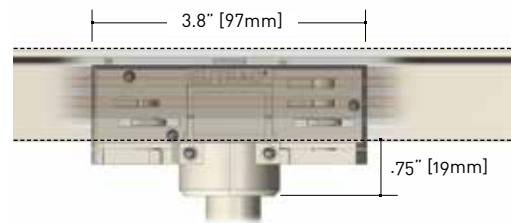


**EUT**

for use with 2- circuit spec track.

spec track

**EUT-2** – 2 Circuit



**EUT**

for use with 3- circuit spec track.

spec track

**EUT-3** – 3 Circuit

