

Halogen

MR-16



F01MR16-9iD shown in Deep BusRun

job name:

fixture type:

Specify: **F01MR16** - - - -

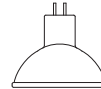
FIXTUREMODEL	ADAPTER	VOLTAGE	FINISH	ACCESSORIES (optional)
example: F01MR16	-9iD-RL	-A	-NT	-OL5x55-a

Fundamentals Collection Fixtures

- Fits standard 1.81" (46mm) and deep 2.38" (60mm) BusRun.
- Fixture rotates up to 360° and may be ordered with optional on/off switch and rotation lock.
- Accessory Cartridge is designed to be remounted in the same position after relamping, maintaining proper orientation of all accessories.

Lamp

12-volt, Halogen MR-16 (by others)



Ratings

50 watts maximum



Features & Benefits

F01MR16-9iD* shown

*9iD fitter U.S. Patent D499,698

Fixture Description

.050" spun aluminum housing with .125" aluminum bar stock yoke.

Flush Fit adapter with Rotation Lock **

Adapter plugs into Busway with separate electrical and mechanical connections. Integrated transformer allows for cooler fixture operation and longer lamp life. Optional thumb wheel horizontal rotation lock and switch available.

Lenses & Accessories**

Standard clear lenses are available in 55° x 75°, 5° x 55° or 5° x 30° optical patterns. Photo etched light blocking screens and barndoors also available.

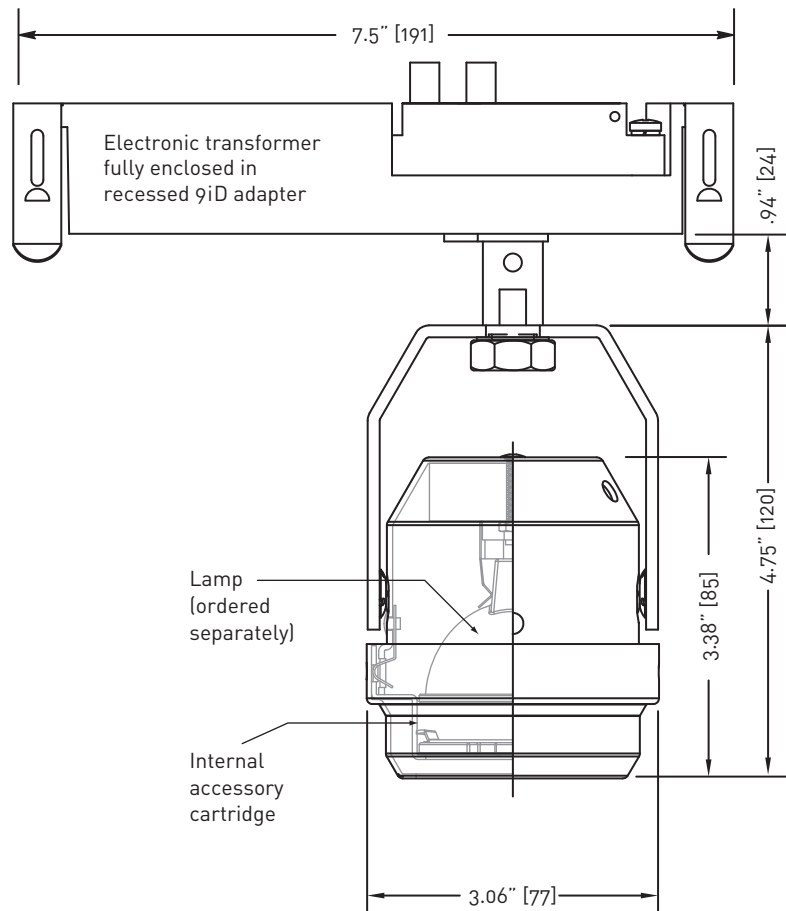
Accessory Size Code: a

Accessory Cartridge

Front installation permits separate lens rotation adjustment for proper lens orientation. This optical matte black cartridge allows for straight or wall-wash snoots, and holds up to three accessories - including a range of lenses, filters and louvers.

Finishes

Available in black, white, brushed aluminum or custom finish.

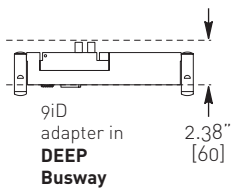


**See fittings and accessories page for mounting options and accessories.



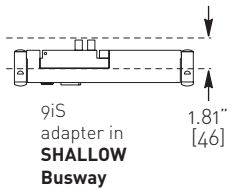
Adapters

BusRun	adapter code	on-off switch	rotation lock	voltage
		optional	optional	



9iD -SY -RL -A
fused plug-in fitter with integral transformer for use with **Deep 120V BusRun** busway

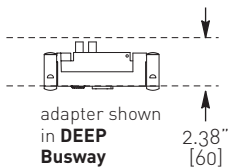
9iD -SY -RL -D
fused plug-in fitter with integral transformer for use with **Deep 240V BusRun** busway



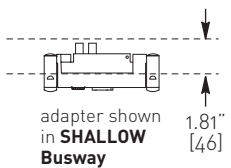
9iS -SY -RL -A
fused plug-in fitter with integral transformer for use with **Shallow 120V BusRun** busway

9iS -SY -RL -D
fused plug-in fitter with integral transformer for use with **Shallow 240V BusRun** busway

12V BusRun



9BD -SY -RL -B
fused plug-in fitter for use with **12V BusRun** busway



9BS -SY -RL -B
fused plug-in fitter for use with **12V BusRun** busway

Accessories

Spread Lenses

Linear Spread*
OL- 5° x 30°- a
OL- 5° x 55°-a

Universal Spread
OL- 55° x 75°-a

Beam Softener
OL-SF-a

Clear Pyrex
OL-Flat-a (included)

UV Filter
OL-Flat-a-UV

* available with UV coating (add -UV to part number when specifying.)

Louvers & Screens

Hexcell Louver
LVH/a

Cube Cell Louver
LVR/a

Cross Hair Baffle
CHB/a

Light Block Screen
B-15/a

Photo-etched, 15% light-blocking screen. Accepts up to 5 for 30%, 45%, 60% or 75% (maximum)

Snoots

Straight
SNOOT-S-a-13

Wallwash
SNOOT-SW-a-13

Barndoors

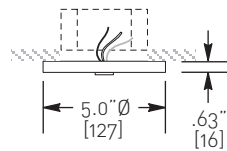
Barndoor
BDL/a

Finishes

Consult with Litelab for custom finishes.

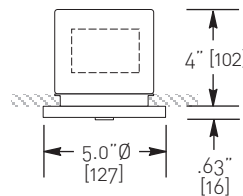
NT	Brushed Aluminum
MB	Black
P	White
CP	Custom Paint

Canopy for Remote Transformer



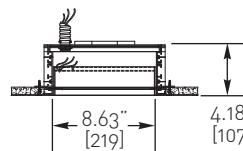
-2
painted spun steel canopy, 5.0" diameter x .63" height

Canopy with Transformer (120V, 240V, 277V)

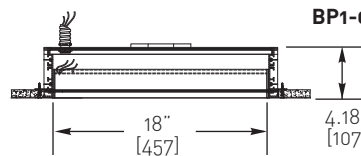


-2E-A 120v
-2E-C 277v
-2E-D 240v
painted spun steel canopy, 5.0" diameter x .63" height with integral transformer and mounting bracket for included 4" x 4" x 4" [102x102x102] box.

BusPoints



BP1-08-09



BP1-08-18

Fitter Detail

